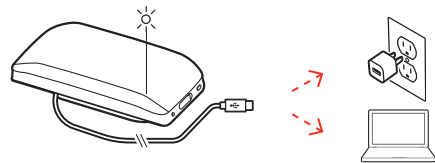


FIRST-TIME USE

Activate by connecting USB cable to power source until LEDs light up.

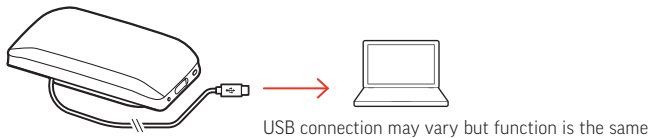


Choose from 3 different setups (1, 2 or 3)

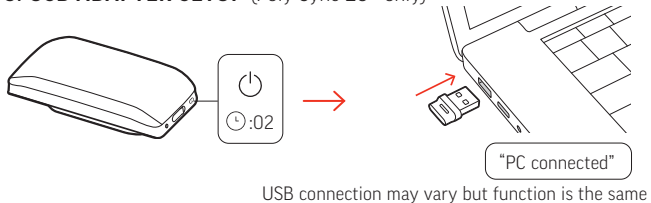
1. MOBILE SETUP (PAIR)



2. CORDED SETUP



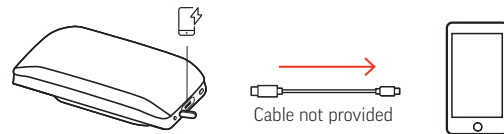
3. USB ADAPTER SETUP (Poly Sync 20+ only)



CHARGE YOUR PHONE

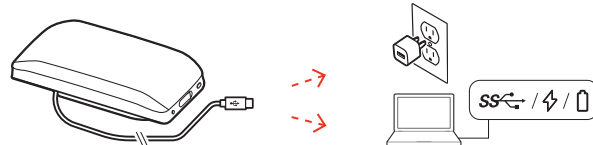
With your speakerphone powered on, connect your phone.*

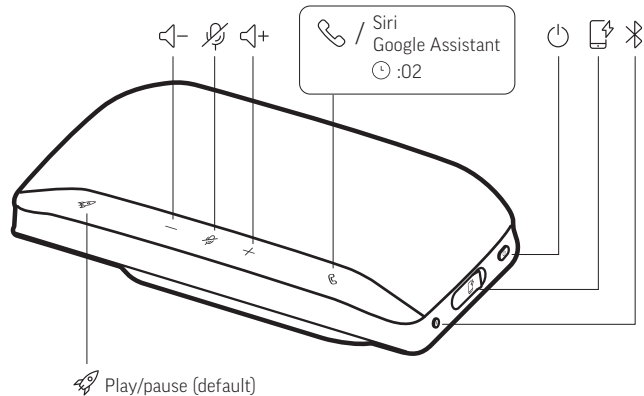
*Speakerphone battery level must be medium or higher. Connection provides power only.



CHARGE YOUR SPEAKERPHONE

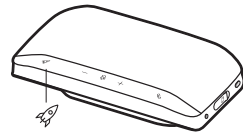
Fastest when using wall charger or computer's quick-charge port, if available.








CUSTOMIZE YOUR SPEAKERPHONE

Configure your Rocket 🚀 button feature in Poly Lens App. Choose from play/pause music (default), device status check and more.



 poly.com/lens  

Poly Lens Mobile App
Poly Lens Desktop App

 support.hp.com/poly

©2023 Poly. Bluetooth is a registered trademark of Bluetooth SIG, Inc.

All trademarks are the property of their respective owners.

RMN (모델명/型号/型號): SY20 USB-A, SY20 USB-C, SY20-M USB-A, SY20-M USB-C,

BT700, BT700C

215633-49 09.23



SYNC 20 SERIES